

Shutters and Wall Collars

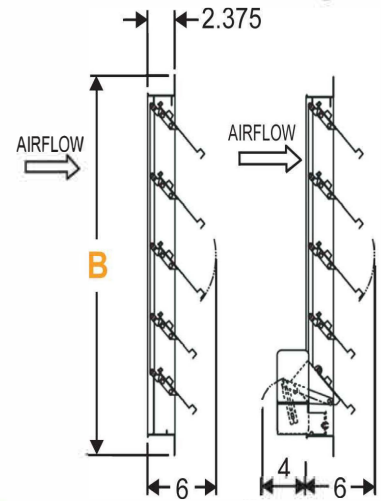
EASR & WC Shutters

Aluminum Exhaust & Supply Shutters



Features

- Indoor / Outdoor, Wall / Ceiling Mounts
- Gravity Closes when Fan is Turned Off
- Opens with Fan Pressure



EDP No.	Catalog No.	Type	For Fans Diameter	Inside (A)	Outside (B)	Required Opening (Sq. In.)	No. Holes 17/64" Diameter	Sections (Panels)	Motor Kits	Ship Wt.
22970	EASR-MF10	Exhaust	10"	10" Sq.	13" Sq.	10 ¾"	8	1	MTR-556-SP	3
22971	EASR-MF12	Exhaust	10"	12" Sq.	15" Sq.	12 ¾"	8	1	MTR-556-SP	3
22754	WC9	Supply	10"	11" Sq.	14" Sq.	11 ¾"	8	1	MK-5047	3
22755	WC10	Supply	10"	12" Sq.	15" Sq.	12 ¾"	8	1	MK-5047	4
22972	EASR-MF14	Exhaust	12"	14" Sq.	17" Sq.	14 ¾"	8	1	MTR-556-SP	4
22611	WC12	Supply	12"	14" Sq.	17" Sq.	14 ¾"	8	1	MK-5047	4
22973	EASR-MF18	Exhaust	16"	18" Sq.	21" Sq.	18 ¾"	12	1	MTR-556-SP	5
22621	WC16	Supply	16"	18" Sq.	21" Sq.	18 ¾"	12	1	MK-5047	5
22974	EASR-MF20	Exhaust	18"	20" Sq.	23" Sq.	20 ¾"	12	1	MTR-556-SP	5
22631	WC18	Supply	18"	20" Sq.	23" Sq.	20 ¾"	12	1	MK-5047	7
22975	EASR-MF26	Exhaust	24"	26" Sq.	29" Sq.	26 ¾"	12	1	MTR-556-SP	9
22641	WC24	Supply	24"	26" Sq.	29" Sq.	26 ¾"	12	1	MK-5047	9
22976	EASR-MF32	Exhaust	30"	32" Sq.	35" Sq.	32 ¾"	16	1	MTR-556-SP	12
22651	WC30	Supply	30"	32" Sq.	35" Sq.	32 ¾"	16	1	MK-5047	12
22977	EASR-MF38	Exhaust	36"	38" Sq.	41" Sq.	38 ¾"	16	2	MTR-556-DP	16
22661	WC36	Supply	36"	38" Sq.	41" Sq.	38 ¾"	16	1	MK-5047	17
22978	EASR-MF44	Exhaust	42"	44" Sq.	47" Sq.	44 ¾"	20	2	MTR-556-DP	20
22671	WC42	Supply	42"	44" Sq.	47" Sq.	44 ¾"	20	2	MK-4782	22
22979	EASR-MF50	Exhaust	48"	50" Sq.	53" Sq.	50 ¾"	20	2	MTR-556-DP	23
22681	WC48	Supply	48"	50" Sq.	53" Sq.	50 ¾"	20	2	MK-4782	25
22980	EASR-MF56	Exhaust	54"	56" Sq.	59" Sq.	56 ¾"	24	2	MTR-885-DP	27
22691	WC54	Supply	54"	56" Sq.	59" Sq.	56 ¾"	24	2	MK-4782	28
22981	EASR-MF62	Exhaust	60"	62" Sq.	65" Sq.	62 ¾"	24	2	MTR-885-DP	30
22701	WC60	Supply	60"	62" Sq.	65" Sq.	62 ¾"	24	3	(1) MK-4782 & (1) MK-5047 required	31

EASR-MF44 - EASR-MF52 are two panel construction. If used for Supply Duty, a Motor Actuator Kit must be utilized with shutter.

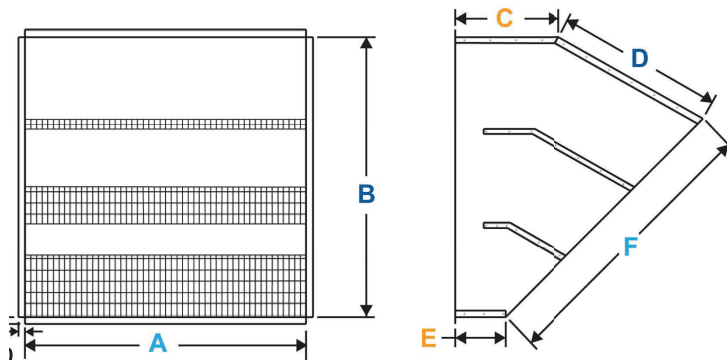
EASR / WC SELECTION / INSTALLATION INFORMATION AND CAUTIONS: The velocity profile near the fan blade tips (spot velocity is non-uniform and will vary by fan model). This spot velocity condition can damage a backdraft damper if it exceeds the maximum recommended backdraft damper velocity. For this reason, it is recommended that the backdraft damper be mounted a minimum of 1/3 the fan diameter away from the fan outlet. It is a good practice to contact the factory when application shave a velocity approaching the maximum allowed or when the fan motor horsepower is 7-1/2 and above, or when the fan spot velocity is in excess of the backdraft damper's maximum velocity. See page 57 for WRHD Heavy Duty Shutter information. **Note:** When an EASR or WC Shutter is used for exhaust or supply and mounted remote from the fan, a WS Wall Collar is not needed. The shutter is installed directly on the wall and a Motor Actuator Kit must be utilized.



Supply Duty Option and Supply Fan Accessories

For EPR, EXG, PD, HV, PB and HA Series Wall Fans

Weather Hoods



Size	Dimensions					
	A	B	C	D	E	F
Hood for 24" Unit	30.50	30.50	15.29	18.06	9.43	30.50
Hood for 30" Unit	36.50	36.50	18.30	21.62	11.28	36.50
Hood for 36" Unit	42.50	42.50	21.31	25.17	13.14	42.50
Hood for 42" Unit	48	48	19.42	28.43	10.19	48
Hood for 48" Unit	54	54	21.04	31.98	10.65	54
Hood for 54" Unit	60	60	22.88	35.54	11.34	60
Hood for 60" Unit	66	66	24.04	38.89	11	66

Supply Duty Information

Airmaster offers a supply duty option for the EPR, EXG, PD, HV, PB and HA series wall fans. The fans are customer built with the venturi facing the motor, allowing the fan to blow air into the building and still have the motor on the inside.

To order a Supply Duty Fan, add "S" to the EDP number and use the list price divided by 0.80.

Supply Duty Fans are custom ordered products and are non-cancelable, non-returnable once in production.

Recommended optional accessories include the WC supply shutters, WS wall collars, WH weather hoods, FG front guards and RG rear guards. See pages 45, 52, 55, 57-61

WC Supply Shutter Selection / Installation Information and Cautions:

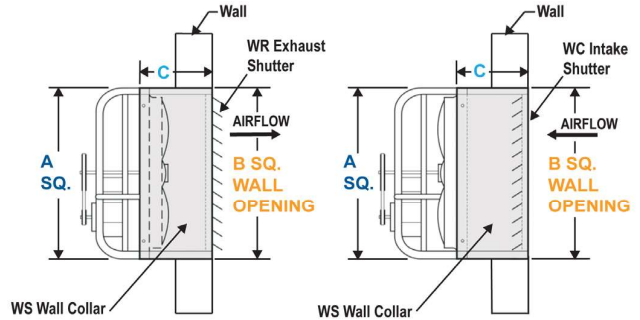
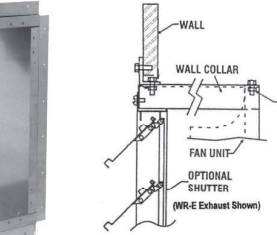
The velocity profile near the fan blade tips (spot velocity) is non-uniform and will vary by fan model. This spot velocity condition can damage a backdraft damper if it exceeds the maximum recommended backdraft damper velocity. For this reason, it is recommended that the backdraft damper be mounted a minimum of $\frac{1}{3}$ the fan diameter away from the fan outlet.

For additional help and information, contact Airmaster Fan Engineering Department

Shutters, Wall Collars, and Weatherhoods

EASR & WC Shutters

WS Wall Collars



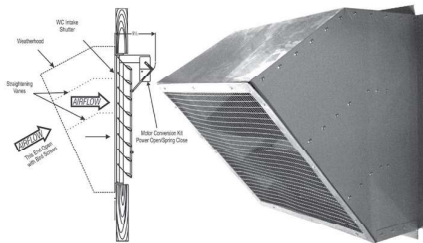
Exhaust Mode

Supply Mode

EDP No.	Catalog No.	Prop Dia.	A Sq.	B. Wall Opening	C	Ship Wt.	Exhaust Shutter		Supply Shutter		Safety Motor Side (Rear Guard)	
							EDP	Catalog	EDP	Catalog	EDP	Catalog
06883	WS10	10 EPR	14	15	12	14	22970	EASR-MF10	22754	WC9	---	---
06884	WS12	12	16	17	12	15	22971	EASR-MF12	22755	WC10	23605	12RG
06885	WS16E	16 EPR	20	21	12	20	22972	EASR-MF14	22611	WC12	---	---
06886	WS18E	16	22	23	12	20	22973	EASR-MF18	22621	WC16	23610	16RG
06894	WS18	18	24	25	12	19	22974	EASR-MF20	22631	WC18	23615	18RG
06887	WS24	24	30	31	14	31	22975	EASR-MF26	22641	WC24	23620	24RG
06888	WS30	30	36	37	14 1/2	42	22976	EASR-MF32	22651	WC30	23625	30RG
06889	WS36	36	42	43	17	61	22977	EASR-MF38	22661	WC36	23630	36RG
06890	WS42	42	48	49	19	89	22978	EASR-MF44	22671	WC42	23635	42RG
06891	WS48	48	54	55	21	112	22979	EASR-MF50	22681	WC48	23640	48RG
06892	WS54	54	60	61	23	149	22980	EASR-MF56	22691	WC54	23645	54RG
06893	WS60	60	66	67	25	178	22981	EASR-MF62	22701	WC60	23650	60RG

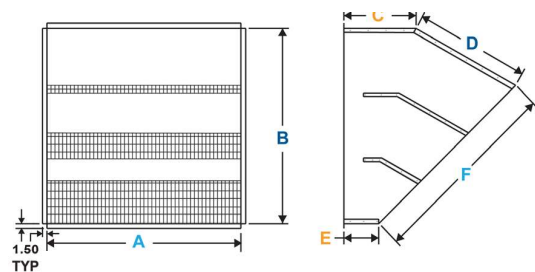
Safety motor side (rear) guards are included on all EPR, and 18" & 24" PD series fans. See page 63 for motor (rear) side guard dimensions. For epoxy coating of Wall Collars, add \$285 to list price. **Notes:** WS wall collars are shipped knocked down. Fan not included with WS wall collars. Wall collars are galvanized.

Weather Hoods



Features

- All Steel Construction
- Turning Vanes
- Bird Screen
- Galvanized



EDP No.	Catalog No.	Size	Dimensions						Ship Weight
			A	B	C	D	E	F	
99915	WH24	Hood for 24" Unit	30.50	30.50	15.29	18.06	9.43	30.50	67
99916	WH30	Hood for 30" Unit	36.50	36.50	18.30	21.62	11.28	36.50	168
99917	WH36	Hood for 36" Unit	42.50	42.50	21.31	25.17	13.14	42.50	206
99921	WH42	Hood for 42" Unit	48	48	19.42	28.43	10.19	48	231
99923	WH48	Hood for 48" Unit	54	54	21.04	31.98	10.65	54	303
99918	WH54	Hood for 54" Unit	60	60	22.88	35.54	11.34	60	342
99919	WH60	Hood for 60" Unit	66	66	24.04	38.89	11	66	384



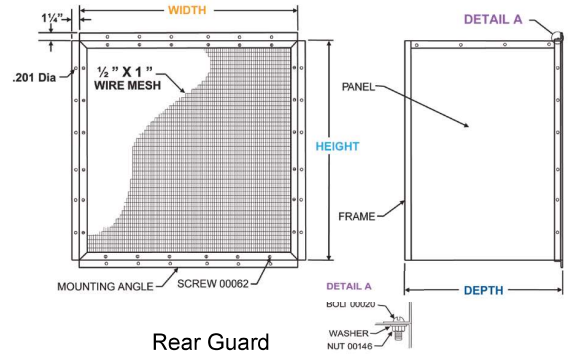
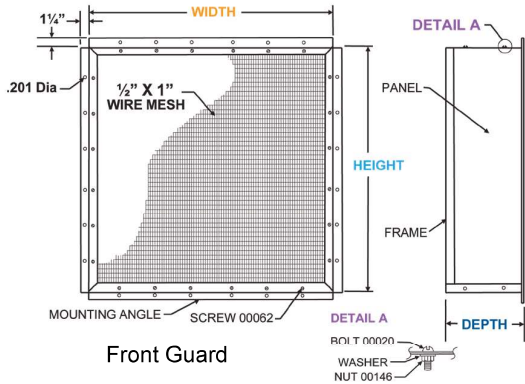
Warning: Cancer and Reproductive Harm www.P65Warnings.ca.gov
This warning is applicable to all products on this page, see page i2 for more information

Guards

FG & RG

Features

- Removable Mounting Flanges on RG Rear Guard
- 1/2" X 1" Wire Mesh Guard
- Shipped Knocked Down
- Easy to Assemble



FG Front Guard

EDP No.	Catalog No.	Height	Width	Depth	Ship Weight
23660	12FG	13.75	13.75	6	7
23665	16FG	19.75	19.75	6	10
23670	18FG	21.75	21.75	6	11
23675	24FG	27.75	27.75	6	15
23680	30FG	33.75	33.75	6	18
23685	36FG	39.75	39.75	6	28
23690	42FG	45.75	45.75	6	35
23695	48FG	51.75	51.75	6	40
23700	54FG	57.75	57.75	6	43
23705	60FG	63.75	63.75	6	48

RG Rear Guard

EDP No.	Catalog No.	Height	Width	Depth	Frame Material	Ship Weight
23605	12RG	16.25	15.25	16	20 Gauge	7
23610	16RG	22.25	22.25	16	20 Gauge	10
23615	18RG	24.25	24.25	16	20 Gauge	11
23620	24RG	30.54	30.54	25	20 Gauge	15
23625	30RG	36.54	36.54	25	18 Gauge	18
23630	36RG	42.57	42.57	28	18 Gauge	28
23635	42RG	48.57	48.57	34.5	18 Gauge	35
23640	48RG	54.57	54.57	36.5	18 Gauge	40
23645	54RG	60.57	60.57	42.5	18 Gauge	43
23650	60RG	66.57	66.57	44.5	18 Gauge	48

